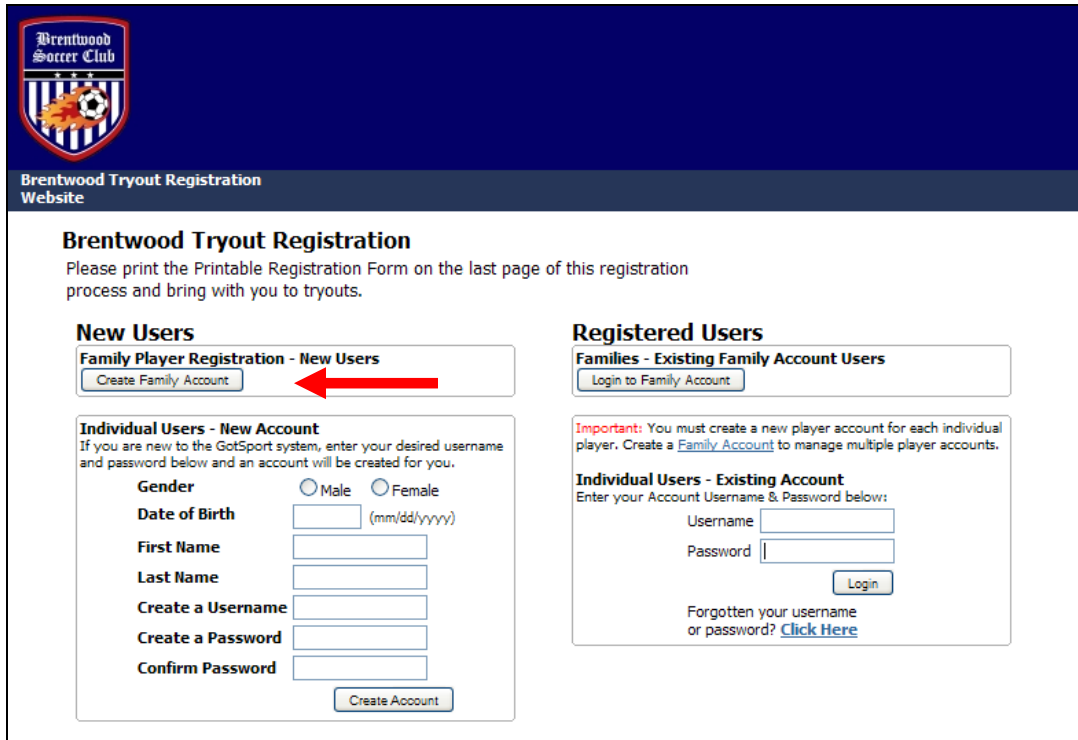


## Brentwood Soccer Club Registration

### Part 1 - Create your Family Account

1. Log on to the registration website by following the link at Brentwood Soccer Club website.
2. Click on the button that says "Create Family Account" under "New Users".



**Brentwood Soccer Club**  
Brentwood Tryout Registration Website

### Brentwood Tryout Registration

Please print the Printable Registration Form on the last page of this registration process and bring with you to tryouts.

#### New Users

**Family Player Registration - New Users**

[Create Family Account](#) ←

#### Registered Users

**Families - Existing Family Account Users**

[Login to Family Account](#)

#### Individual Users - New Account

If you are new to the GotSport system, enter your desired username and password below and an account will be created for you.

Gender  Male  Female

Date of Birth  (mm/dd/yyyy)

First Name

Last Name

Create a Username

Create a Password

Confirm Password

[Create Account](#)

#### Individual Users - Existing Account

Enter your Account Username & Password below:

Username

Password

[Login](#)

Forgotten your username or password? [Click Here](#)



Register Your Family

First complete the form below to create a Family Account:

#### Family Account Information

Family Name

Your Full Name

Your Email Address

---

User Name

Password

Confirm Password

---

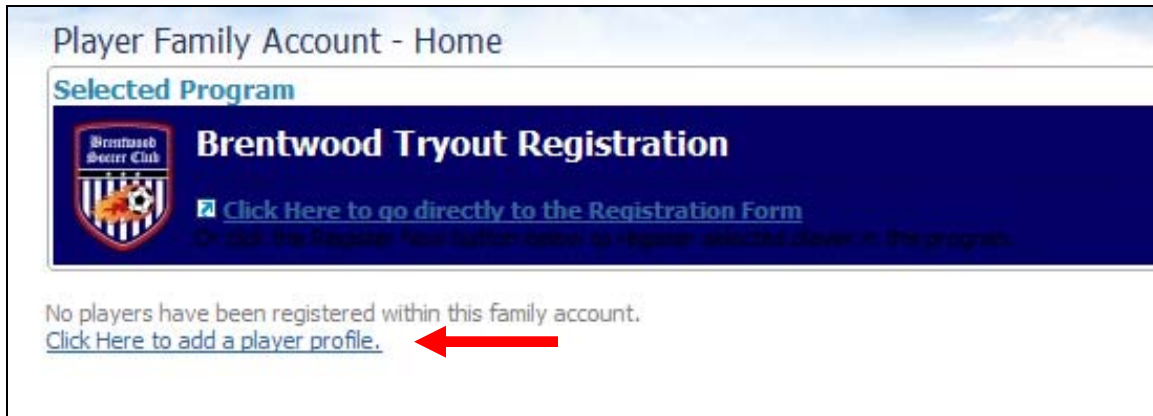
Additional Info/Notes (optional)

[Register](#)

3. Input your family's last name under "Family Name"
4. Input your full name and email address.
5. Assign yourself a user name and password. This will be used to access your family account.
6. Click Register.


## Part 2 - Add Players to your Family Account

7. Click where it says "Click Here to add a player profile."



Player Family Account - Home

**Selected Program**

 **Brentwood Tryout Registration**

[Click Here to go directly to the Registration Form](#)

No players have been registered within this family account.  
[Click Here to add a player profile.](#) ←

8. Click "Create New Player".



Add a Registered Player to Your Family

**New Player Account**

←

**Existing Player Account**

Import an existing registered player account into this family account.

**Import a Player**  
If you know the username and password for the player account, enter it below:

**Username**

**Password**

9. Fill in player information. You do not have to include Grad Year, Primary Position, email address or Mobile Text Messaging Address. When you are finished, click "Create Player Account".

**Player**

Player - New

**Player Information**

Player ID # N/A

Jersey # N/A

Full Legal Name     
Legal First M.I. Last

Gender  Male  Female

Date of Birth   
(mm/dd/yyyy)

State Registered

School District

Grad Year

Primary Position

Notes (optional)

**Contact Information**

Address

City


State

Zip Code

Phone

Email

Mobile Text Messaging Address (you@yourcarrier.com)



**Note: If your player has been rostered in a GotSoccer event, it is possible that you may get a message stating that the player already exists in the system and asking you to log in with that player's login information. If you do not have this login information (most players were created by a manager and so you will not) IGNORE THIS MESSAGE and choose to create the new player anyway. We will merge the existing player information into this new registration for you prior to tryouts.**

10. The following screen will appear. Verify information is correct, then press "Save".

Player - Bob Soccer

**Player Information**

Player ID # N/A  
 Jersey # N/A

Full Legal Name Bob A Soccer  
Legal First M.I. Last

Gender  Male  Female

Date of Birth 8/5/1999  
(mm/dd/yyyy)

State Registered Tennessee

School District Williamson County

Grad Year

Primary Position

Notes (optional)

**Player Photo**

[NO PHOTO]

Upload

**Contact Information**

Address 1001 Main Street

City Franklin

State TN

Zip Code 37067

Phone 615-555-1212

Email

Mobile Text Messaging Address (you@yourcarrier.com)

Date Created 4/27/2010 5:32:36 PM  
 Last Updated 4/27/2010 5:32:36 PM

Save Remove Cancel

- a. If you have finished adding all of your players, skip to step 13.
- b. If you have another player to add to your family, click on "Family Members".

11. Click on "Add Player to Family".

Manage Players in Your Family

[Add Player to Family](#)

Photo	Name	Gender	Birthday	Club	Programs	Updated
	<a href="#">Bob Soccer</a>	Male	8/5/1999	<a href="#">None Assigned</a>	<a href="#">View</a>	4/27/2010 5:39:18 PM

12. Repeat steps 8-10 for each additional player in the family.

13. Click on "Family Account".

Manage Players in Your Family

[Add Player to Family](#)

Photo	Name	Gender	Birthday	Club	Programs	Updated
	<a href="#">Bob Soccer</a>	Male	8/5/1999	<a href="#">None Assigned</a>	<a href="#">View</a>	4/27/2010 5:39:18 PM

14. Input the information for each parent under "Parent Information". If parents are in two separate households, this information can be entered here. The email addresses input here will be used for club communications. If you would like to receive text messages from the club (field closures, etc.) then input that information under "Mobile Text Messaging". You will input your 10-digit cell phone number and select your provider from the dropdown box. When you are finished entering this information, choose "Save".

The screenshot shows a web interface with a navigation bar at the top containing "Home", "Clubs", "Events", "Log Out", and "Help". Below the navigation bar, there are tabs for "Welcome", "Family Account", and "Family Members". The main content area is divided into two columns. The left column is titled "Family Account Information" and contains a sub-section "Account Information" with fields for "Family Name" (containing "Player"), "Primary Contact Name" (containing "Soccer Player"), and "Primary Contact Email" (containing "mpage1@comcast.net"). Below these is a "Last Updated" field and a large text area for "Additional Information (optional)". At the bottom of this column is a "Change Password (optional)" section with fields for "Current Password", "New Password", and "Confirm New Password". A red arrow points to the "Save" button. The right column is titled "Parent Information" and contains fields for "Relationship" (dropdown), "Name", "Address", "City", "State" (dropdown), "Zip Code", "Phone", "Mobile", "Email Address", "Mobile Text Messaging" (dropdown with a note "Needed for on-site schedule updates and weather delays."), and "Notes". A second "Parent Information" section is partially visible at the bottom of the right column.

15. Click on "Welcome".

The screenshot shows the same web interface as above, but the "Welcome" tab is now selected and highlighted in blue. A red arrow points to the "Welcome" tab. The "Family Account Information" and "Parent Information" sections are visible but partially obscured by the tab.

### Part 3 - Register Players for Tryouts

16. You should see each of your players listed. Next to the first player, choose "Register Now" under programs.

gotsoccer.com  
 GotSport.com > Families

Home Clubs Events Log Out Help  
 Welcome Family Account Family Members

Player Family Account - Home Add Player

**Selected Program**  
 Brentwood Tryout Registration  
[Click Here to go directly to the Registration Form](#)

Photo	Name	Gender	Birthday	Club	Programs
	Bob Soccer	Male	8/5/1999	None Assigned	Not enrolled in a current program <input type="button" value="Register Now"/>

17. Complete the information on Step 2 of registration. At the bottom of the screen, please list Past Team Affiliation and select whether you reside in the city of Brentwood. You must check the box at the bottom of the screen, then press Continue.

Past Team Affiliation\*

Do you reside in the city limits of Brentwood and pay property tax to the city of Brentwood?\*  Yes  No

**Please Sign Below\* and Continue**

I am over the age of 13 or am the legal guardian of the above player.

\*Putting a check in the box represents your digital signature.

18. Enter emergency contact and medical information. The name and one phone number of emergency contacts are required. If you do not have medical insurance, enter "None." Press "Continue" when you are finished.

**Player Registration (Step 2 of 4)**

**Player Information**  
Bob A Soccer

**Emergency Contact 1**

Name   
Phone   
Phone 2   
Mobile

**Emergency Contact 2**

Name   
Phone   
Phone 2   
Mobile

**Medical Information**

Allergies   
Medical Conditions


**Physician**

Physician Name  Physician Phone  Physician Phone 2

**Insurance**

Medical Insurance Provider  Insurance Provider Phone   
Enter 'None' if you do not have insurance.

Insurance Policy Holder Name  Policy Number




19. Click the button next to "Tryout Registration Fee", then press "Continue".


**Brentwood Tryout Registration Website** **Family Home**

**Player Registration (Step 2 of 4)**

**Available Registration Options for Male U11**

  **Tryout Registration Fee** Initial Fee: None

**Additional Features Available**



20. Review the information on the following page to ensure that everything is correct. Click the box accepting the Registration Agreement. Then choose "Finish & Submit Application".

Phone 2 Mobile

Phone 2 Mobile

### Medical Information

**Physician**

Physician Name	Physician Phone	Physician Phone 2
----------------	-----------------	-------------------

**Insurance**

Medical Insurance Provider	None	Insurance Provider Phone
Insurance Policy Holder Name		Policy Number

### Registration Agreement

**By checking this box** I agree to the following terms:  
Recognizing the possibility of physical injury associated with soccer, and in consideration for the Brentwood Soccer Club accepting, the registration for its soccer program and activities, I hereby release, discharge and/or otherwise hold harmless and defend the above list soccer association, sponsors, their employees, and associated personnel, against any claim by or on behalf of the registrant as a result of the registrants participation in the programs. My child, to the best of my knowledge, is, or has received a physical examination by a physician and has been found to be, physically capable of participation in the programs. Therefore, I grant the designated coach and/or other authorized Brentwood Soccer Club coaches or

« Go Back

Finish & Submit Application

21. Click "Printable Registration Form" to print the form out. **Please bring this form to tryouts.**

### Player Registration Complete (Step 4 of 4)

**Registration Submitted!**  
You may wish to print this page for your records.

Printable Documents:

- [Printable Registration Form](#)

Club Website:  
 <http://www.brentwoodsoccerclub.com/>

#### Next Steps - Player Family Account


- 1) [Click Here](#) to return to the Family page and update your profile information or create additional family member profiles.
- 2) Or, you may [Click Here](#) to return to the start of this registration form if you wish to create or register another player in this program.

#### Registration Details

Registration #	489068
Date & Time	4/27/2010 6:40:40 PM
Player	Bob Soccer
Parent	Susie Soccer
Parent	Joe Soccer

22. If you have another player to register, click #2 under "Next Steps", and repeat steps 16-21 to register that player. If you are finished, click #1 under "Next Steps". Your registration is complete and you can log out of your account.

To access the system in the future (accept position after tryouts, register for summer camps, update family information) you will log in with your family account. All future registrations will be available under the "Family Members" tab.



**Brentwood Tryout Registration Website**

### Brentwood Tryout Registration

Please print the Printable Registration Form on the last page of this registration process and bring with you to tryouts.

#### New Users

##### Family Player Registration - New Users

[Create Family Account](#)

#### Individual Users - New Account

If you are new to the GotSport system, enter your desired username and password below and an account will be created for you.

**Gender**  Male  Female

**Date of Birth**  (mm/dd/yyyy)

**First Name**

**Last Name**

**Create a Username**


**Create a Password**

**Confirm Password**

[Create Account](#)

#### Registered Users

##### Families - Existing Family Account Users

[Login to Family Account](#) 

**Important:** You must create a new player account for each individual player. Create a [Family Account](#) to manage multiple player accounts.

#### Individual Users - Existing Account

Enter your Account Username & Password below:

Username

Password

[Login](#)

Forgotten your username or password? [Click Here](#)